


Module 2

The Power of Words



1. Norms

What norm do you want to focus on for this particular session? Why?

2. Goal

Rephrase today's learning goal into your own words.

3. Do Now


What do you notice about the two different images?

What do you wonder about the two different images?

What difference and similarities do you notice in the two images?

Module 2

The Power of Words

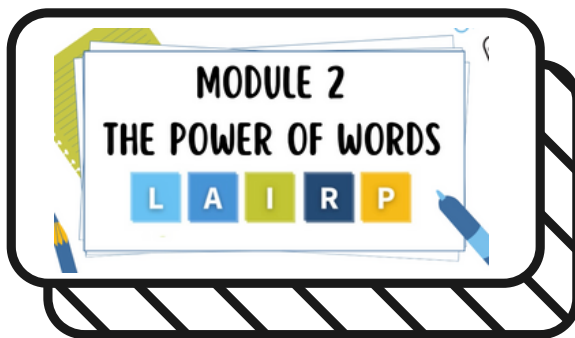


4. Vocabulary

Summarize the definitions presented in your own words.

- Impact
- Resonance
- Derogatory

5. Video. Write down three main takeaways from the video.




1

2

3

Module 2

The Power of Words



6. Talk


Share two words that you have heard that have had a lasting positive impact on you. Why do you think they resonated with you?

Share two words you have heard that have had a lasting negative impact on you. Why do you think those words resonated with you?

Have you ever seen or received a negative comment on social media? How did that impact you? Describe.

Module 2

The Power of Words



7. Activity

Step 1: Using a blank sheet of paper, write your name in large letters on the paper. After writing your name in large letters on a blank piece of paper, allow your classmate to fold up a corner.

Step 2: Pass your paper to three more classmates and allow them to fold up parts of your paper as you fold parts of theirs.

Step 3: Once you receive your paper back, unfold it. What do you notice about your paper? How is it the same or different from the way it was at the start of the activity?

8. Exit Slip

3 Things you learned

2 New Vocabulary Words

1 Question you still have